



Part Circle: SR200
 Full Circle: F200
 Trajectories: 27°, 24°, 21°
 200R includes body, cap, & seven rings
 200T includes choice of 9 sizes
 Connection options include:

- 3.5" FNPT or FBSP
- 4" FNPT
- Standard Metric
- Metric Flange
- UFI Flange

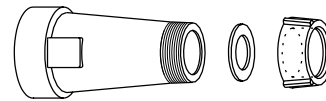
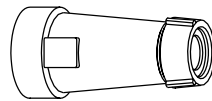
200 RING NOZZLE — 27° TRAJECTORY — 200R — U.S. UNITS

200R – Specify size when ordering

COMPONENTS:

Body #6025 Ring #6027-???

Cap #6026



1.29"
6027-129

1.46"
6027-146

1.56"
6027-156

1.66"
6027-166

1.74"
6027-174

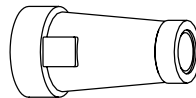
1.83"
6027-183

1.93"
6027-193

PSI	GPM	DIA. FT.	GPM	DIA. FT.	GPM	DIA. FT.	GPM	DIA. FT.	GPM	DIA. FT.	GPM	DIA. FT.	GPM	DIA. FT.
50	230	325	300	355	350	370	410	390	470	405	535	420	640	435
60	250	340	330	370	385	390	445	410	515	425	585	440	695	455
70	270	355	355	385	415	405	480	425	555	440	630	455	755	475
80	290	370	380	400	445	420	515	440	590	455	675	470	805	490
90	310	380	405	415	475	435	545	455	625	470	715	485	855	505
100	325	390	425	425	500	445	575	465	660	480	755	500	900	520
110	340	400	445	435	525	455	605	475	695	490	790	510	945	535
120	355	410	465	445	545	465	630	485	725	500	825	520	985	545
130	370	415	485	450	565	470	655	490	755	505	860	525	1025	550

200 TAPER BORE NOZZLE — 27° TRAJECTORY — 200T — U.S. UNITS

200T – Specify size when ordering



1.05"
9323-105

1.1"
9323-110

1.2"
9323-120

1.3"
9323-130

1.4"
9323-140

1.5"
9323-150

1.6"
9323-160

1.75"
9323-175

1.9"
9323-190

PSI	GPM	DIA. FT.	GPM	DIA. FT.	GPM	DIA. FT.	GPM	DIA. FT.	GPM	DIA. FT.	GPM	DIA. FT.	GPM	DIA. FT.	GPM	DIA. FT.	GPM	DIA. FT.
60	250	345	285	355	330	375	385	390	445	410	515	430	585	445	695	470	825	495
70	270	360	310	380	355	395	415	410	480	430	555	450	630	465	755	495	890	515
80	290	375	330	395	380	410	445	430	515	450	590	470	675	485	805	515	950	535
90	310	390	350	410	405	425	475	445	545	465	625	485	715	505	855	535	1005	555
100	325	400	370	420	425	440	500	460	575	480	660	500	755	520	900	550	1060	575
110	340	410	390	430	445	450	525	470	605	495	695	515	790	535	945	565	1110	590
120	355	420	405	440	465	460	545	480	630	505	725	530	825	550	985	580	1160	605
130	370	425	425	445	485	465	565	485	655	515	755	540	860	560	1025	590	1210	620

Diameters are based on 27° trajectory. Big Gun® performance data has been obtained under ideal test conditions and may be adversely affected by wind, poor hydraulic entrance conditions or other factors. Nelson Irrigation Corporation makes no representation regarding droplet condition, uniformity, or application rates.